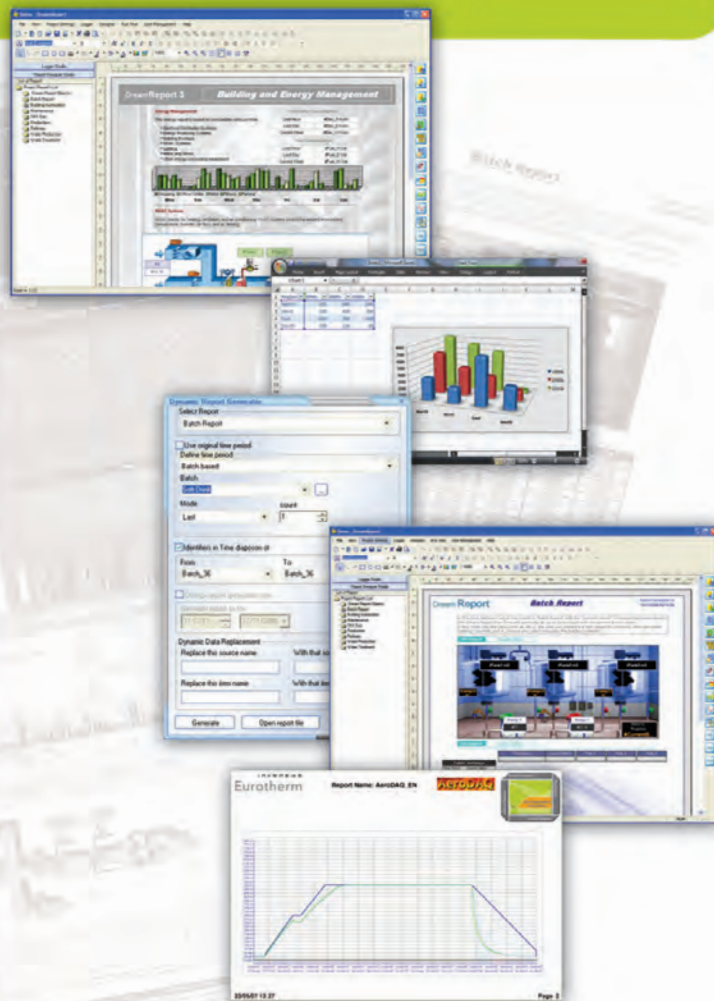



Dream Report™

User friendly reporting software
... for continuous and batch processes



imagine making the
impossible possible

Dream Report™ Software from Eurotherm®

Dream Report software from Eurotherm is an integrated reporting solution for Industrial automation. It is designed to be the simplest solution to extract data from almost any data source and automatically provide reports to anybody, anywhere. Built on modern technologies, Dream Report software fits perfectly for both continuous and batch process applications.

Data Collection

Dream Report software incorporates a Eurotherm Review driver and report template enabling historical data to be obtained from Eurotherm Review databases. A Review database contains secure data collected from devices such as the 6000 Series Graphical recorder. Data can be collected either automatically over an Ethernet Network or manually with removable media.

Additionally, a robust communications kernel is installed enabling collection of data and alarms from multiple real time and historical sources - utilising OPC, OLE and ODBC standards to ensure a common interface between sources from different suppliers.



Data Logging

Dream Report software, with its powerful historian, logs by groups, data and alarms from:

- OPC Servers such as Eurotherm LINOPC or EuroMbus
- Other connected real time sources - ODBC, OLE etc
- Analytical information as defined in reports

With unlimited groups set up with specific logging conditions for each group, clean and accurate data is obtained and logged by default on MSDE from SQL Server. However, other open databases such as oracle, MySQL, Access or Eurotherm Information Manager can be utilised.

Dream Report Objects

Text Representation Enables the extraction and display of analysis from historian databases such as a Review database.

List of statistics available:

Current value	Integral	Status
Last value	Duration	Alarm Counter
First value	Uptime	Logged Counter
Minimum value	Downtime	Availability
Maximum value	Runtime	Deviation
Average	On Counter	Timestamp
Weighted Average	Off Counter	Free SQL Query
Sum	On/Off Counter	...

Tables Dream Report software offers multiple options to extract Data and Alarms in different tables.

Users can select pre-formatted tables or create their own with the SQL table.

Bars and Pies Bargraphs and pie charts display various statistical values and alarms with advanced visualisation views (% , legend, values...)

Charts Users can define time based or XY charts. They can combine charts from different time frames to visualise and compare results quickly. Moreover, the chart object supports different types of data (value, average value, linear regression). Users can display and adjust multiple scales automatically or manually.



I/O – PLC – RTUs – SCADA – DCS – Review



Web Portal – Emails File Servers – Printers



Report Generation

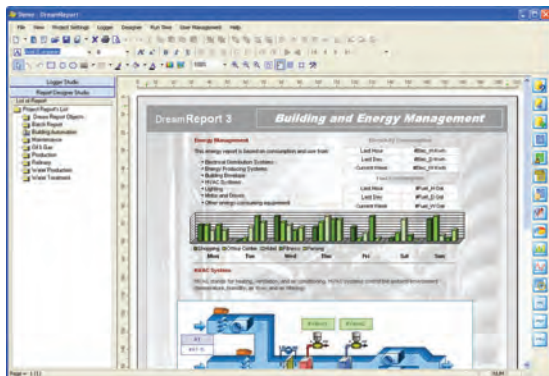
In automatic mode, report generation and distribution can be triggered by event or by advanced scheduling. Alternatively in manual mode, an additional external application called Dynamic Report Generator™ (DRG) provides for adjustment of the report schedules or the generation of a demand report at any time.

... the simplest solution

Dream Report software provides the most intuitive and easy to use reporting solution available in the market. Specifically designed for industrial automation, just one day of training is sufficient to generate advanced reports.

Dream Report does not require any IT or programming skills. Configuration is done through simple interfaces, menus and friendly dialog boxes.

Moreover, Dream Report software significantly reduces project development time as well as simplifying any future modification requirements.



Dream Report puts it all together

Dream Report integrates all functions in one single and user friendly software solution - no more integration between programs will be required to collect, extract and publish data from data sources.

- Data Collection
- Data Extraction & Analysis
- Report Design
- Report Generation
- Report Distribution

Secured Environment

Dream Report software also integrates a User Management module - designed to protect project development and to define report access rights.

Dream Report Licensing

Base Dream Report models include Eurotherm Review driver, no report limitation and can generate and distribute reports to all outputs except the web Portal.

Base Licenses by Tags (DR 50 - 250 - 500 - 1000 - 2000 - 5000)

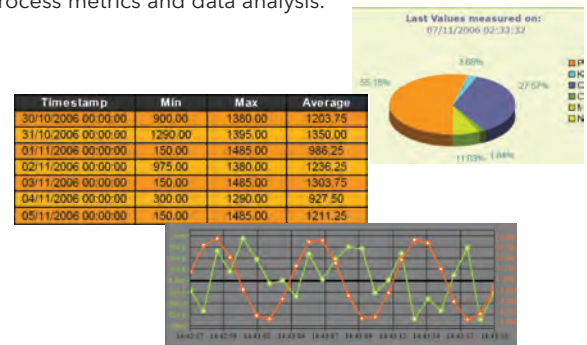
To respond to scalable projects and investment, Eurotherm suggest multiple models based on numbers of tags. A tag is any data extracted from any data source and used either for archiving or reporting purpose.

Web Portal is based on concurrent users

The Web option is also scalable and starts with 2 - 5 - 10 - 25 - 50 -100 ... concurrent users.

Object Library for Industrial Automation

Being designed for industrial Automation, Dream Report software offers unique statistical objects to extract specific process metrics and data analysis.

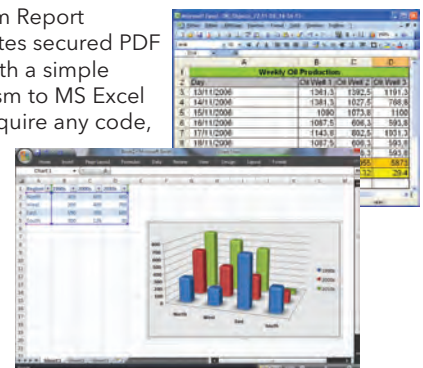


Time and Batch Based Reports

Dream Report software supports both batch and time based reports. It enables the combination of report objects with different period settings. It is, for example, possible to compare two different batches in a single chart.

Generates Secured PDF and Export to Excel

By default Dream Report software generates secured PDF reports along with a simple export mechanism to MS Excel that does not require any code, script or macro.



Multilingual Product

Language selection can be changed online. New languages or changes to terminology used can be easily implemented by the user.

Dream Report software from Eurotherm is designed to be the simplest and most intuitive solution available in the market, shrinking project development and modification. Its unique user interfaces are made of four modules:

- Dream Report Studio:** to develop and configure projects
- Dream Report Run Time:** to execute projects
- Dynamic Report Generator:** to generate new reports on demand
- Dream Report Web Portal:** to access reports from a web browser

Dream Report Studio

A secure and multilingual software that enables the development of multiple reporting projects. To facilitate project engineering and to protect critical configuration, the studio is divided in two sections - the Logger and the Designer.

Logger Studio

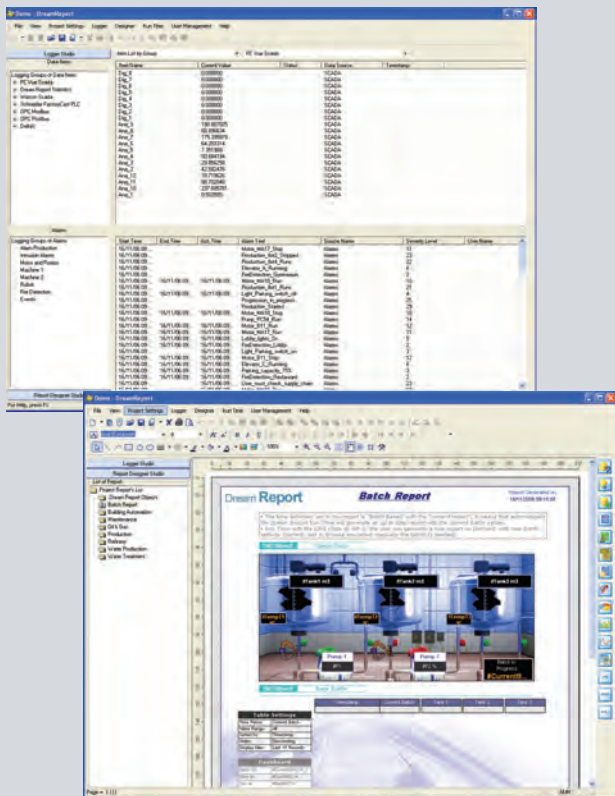
In the logger studio, users define all the connectivity with the data sources and the logging groups of tags and alarms to be archived in Dream Report history.

The Logger studio also enables the visualisation of data exchange between Dream Report software and data sources.

Designer Studio

The Designer Studio is based on standard interface and toolbars, with drag and drop data extraction objects - making report design quick and easy.

It supports an unlimited number of reports, that can be saved as templates for further use.

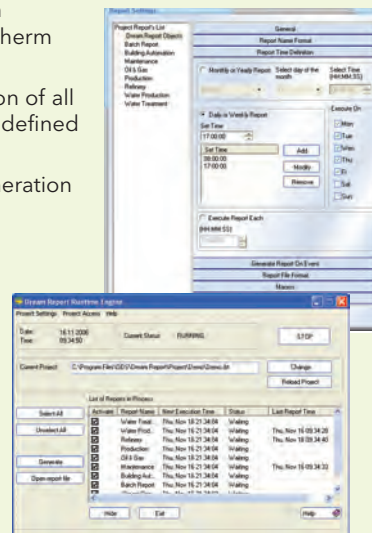


Dream Report Run Time

Reporting projects are executed by Dream Report Run Time. To generate and distribute reports continuously, Run Time is permanently running as a service. The user interface shows the list of reports to be executed and the current status for each one. It also enables the selection of any report and generates it instantly with the last updated values.

Dream Report Run Time Manages:

- The security and all access rights
- Data extraction from Historians e.g. Eurotherm Review
- Permanent calculation of all analytic information defined in reports
- Proactive report generation
- Automatic report distribution
- Dynamic Report Generator
- Dream Report Web Portal to visualise all reports archived and to generate new reports over the Internet/Intranet



Dynamic Report Generator (DRG)

Offers multiple options to generate reports "On Demand":

- Generate reports with their original settings to get up-to-date values
- Modify the following before execution:

Change Time Period

Define new time period settings for each object.

Absolute/Relative Time

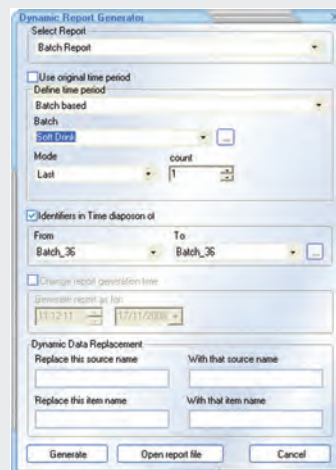
(eg: from Jan 1, to today)

Fixed Period

(eg: Last month)

Batch Name

(directly select the Batch ID)

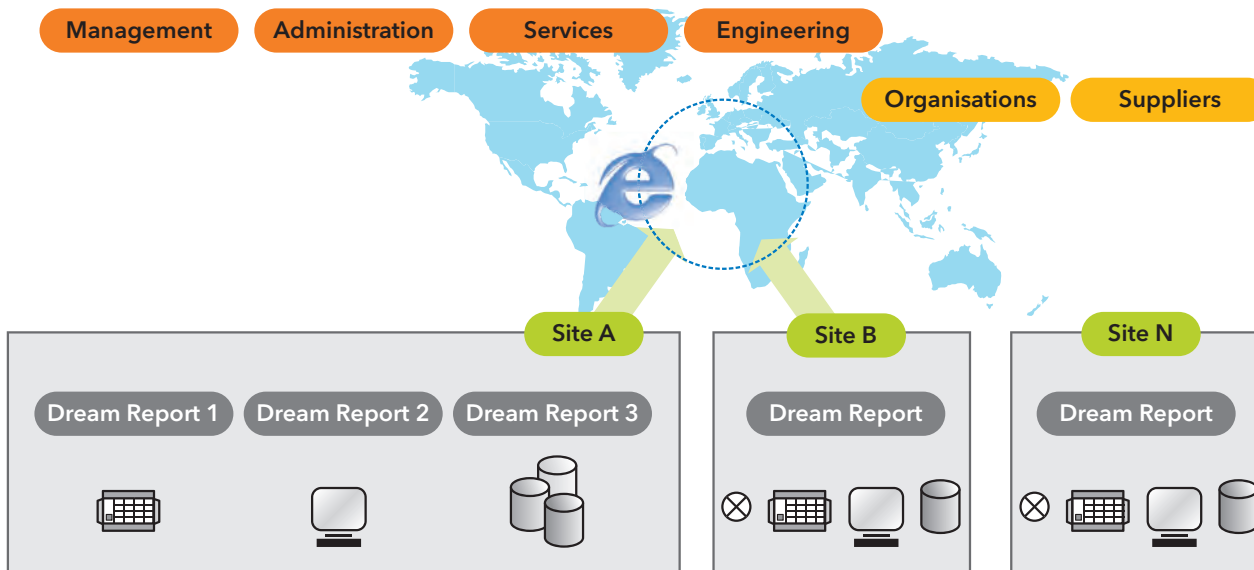


Dream Report Web Portal

Dream Report Web Portal is ideal for distributing and sharing reports over the Internet/Intranet. Users can easily browse and display PDF reports from the current project running or generate new reports on demand using Web DRG. It can be customised and integrated in other web portals.

Dream Report Web Portal Base Functionality

- Password protected
- Multiple concurrent users
- Multiple Dream Report Stations accessibility
- Manages access rights and display only authorised reports
- Enables access and visualisation of any report archived
- Enables generation of new reports
- Multilingual



Dream Report Web Portal Key Benefits

Dream Report Web Portal is ideal for improving global asset management and facilitating business decision by proactively providing up-to-date reports.

It can be used by any operators, managers, executives but also by customers, organisations and suppliers that want to be permanently connected and interact with the field.

Dream Report turns data into valuable information; Dream Report Web provides it to you anywhere.

Eurotherm: International sales and service



www.eurotherm.com

Eurotherm is also represented in the following countries:

Afghanistan	Latvia
Albania	Lesotho
Algeria	Libya
Angola	Lithuania
Argentina	Macedonia
Armenia	Madagascar
Azerbaijan	Malaysia
Bahrain	Malta
Bangladesh	Micronesia
Barbados	Moldova
Belarus	Morocco
Bermuda	Mozambique
Bolivia	Myanmar
Bosnia and Herzegovina	Namibia
Botswana	Nicaragua
Brazil	Niger
Brunei Darussalam	Nigeria
Bulgaria	Norway
Cambodia	Oman
Cameroon	Pakistan
Canada	Palestinian Territory
Central African Republic	Papua New Guinea
Chad	Paraguay
Chile	Peru
Colombia	Philippines
Congo	Poland
Costa Rica	Qatar
Côte d'Ivoire	Romania
Croatia	Russia
Cyprus	Rwanda
Czech Republic	Saudi Arabia
Denmark	Senegal
Djibouti	Serbia and Montenegro
Ecuador	Sierra Leone
Egypt	Singapore
El Salvador	Slovakia
Eritrea	Slovenia
Estonia	Somalia
Ethiopia	South Africa
Fiji	Sri Lanka
Finland	Sudan
Georgia	Swaziland
Ghana	Syria
Greece	Tajikistan
Greenland	Tanzania
Guinea	Thailand
Hungary	The Gambia
Iceland	Tunisia
Indonesia	Turkey
Irael	Turkmenistan
Israel	Uganda
Jamaica	Ukraine
Japan	United Arab Emirates
Jordan	Uruguay
Kazakhstan	Uzbekistan
Kenya	Venezuela
Kuwait	Vietnam
Kyrgyzstan	Yemen
Laos	Zambia
	Zimbabwe

AUSTRALIA Melbourne
Invensys Process Systems
Australia Pty. Ltd.
T (+61 0) 8562 9800
F (+61 0) 8562 9801
E info.eurotherm.au@invensys.com

AUSTRIA Vienna
Eurotherm GmbH
T (+43 1) 7987601
F (+43 1) 7987605
E info.eurotherm.at@invensys.com

BELGIUM & LUXEMBOURG
Moha
Eurotherm S.A./N.V.
T (+32) 85 274080
F (+32) 85 274081
E info.eurotherm.be@invensys.com

BRAZIL Campinas-SP
Eurotherm Ltda.
T (+5519) 3707 5333
F (+5519) 3707 5345
E info.eurotherm.br@invensys.com

CHINA
Eurotherm China
T (+86 21) 61451188
F (+86 21) 61452602
E info.eurotherm.cn@invensys.com

Beijing Office
T (+86 10) 5909 5700
F (+86 10) 5909 5709/10
E info.eurotherm.cn@invensys.com

FRANCE Lyon
Eurotherm Automation SA
T (+33 478) 664500
F (+33 478) 352490
E info.eurotherm.fr@invensys.com

GERMANY Limburg
Invensys Systems GmbH
>EUROTHERM<
T (+49 6431) 2980
F (+49 6431) 298119
E info.eurotherm.de@invensys.com

INDIA Mumbai
Invensys India Pvt. Ltd.
T (+91 22) 67579800
F (+91 22) 67579999
E info.eurotherm.in@invensys.com

IRELAND Dublin
Eurotherm Ireland Limited
T (+353 1) 4691800
F (+353 1) 4691300
E info.eurotherm.ie@invensys.com

ITALY Como
Eurotherm S.r.l
T (+39 031) 975111
F (+39 031) 977512
E info.eurotherm.it@invensys.com

KOREA Seoul
Invensys Operations Management
Korea
T (+82 2) 2090 0900
F (+82 2) 2090 0800
E info.eurotherm.kr@invensys.com

NETHERLANDS Alphen a/d Rijn
Eurotherm B.V.
T (+31 172) 411752
F (+31 172) 417260
E info.eurotherm.nl@invensys.com

POLAND Katowice
Invensys Eurotherm Sp z o.o.
T (+48 32) 7839500
F (+48 32) 7843608/7843609
E info.eurotherm.pl@invensys.com

Warsaw
Invensys Systems Sp z o.o.
T (+48 22) 8556010
F (+48 22) 8556011
E biuro@invensys-systems.pl

SPAIN Madrid
Eurotherm España SA
T (+34 91) 6616001
F (+34 91) 6619093
E info.eurotherm.es@invensys.com

SWEDEN Malmo
Eurotherm AB
T (+46 40) 384500
F (+46 40) 384545
E info.eurotherm.se@invensys.com

SWITZERLAND Wollerau
Eurotherm Produkte (Schweiz) AG
T (+41 44) 7871040
F (+41 44) 7871044
E info.eurotherm.ch@invensys.com

UAE Dubai
Invensys Middle East FZE
T (+971 4) 8074700
F (+971 4) 8074777
E marketing.mena@invensys.com

UNITED KINGDOM Worthing
Eurotherm Limited
T (+44 1903) 268500
F (+44 1903) 265982
E info.eurotherm.uk@invensys.com

U.S.A. Ashburn VA
Invensys Eurotherm
T (+1 703) 724 7300
F (+1 703) 724 7301
E info.eurotherm.us@invensys.com

ED68

Contact details correct at time of print.

Represented by:

Dream Report, Dream Report Generator are trademarks of Ocean Data System and are used with their kind permission.

© Copyright Eurotherm Limited 2012

Invensys, Eurotherm, the Eurotherm logo, Chessell, EurothermSuite, Mini8, Eycan, Eyris, EPower, nanodac, piccolo, Foxboro and Wonderware are trademarks of Invensys plc, its subsidiaries and affiliates. All other brands may be trademarks of their respective owners.

All rights are strictly reserved. No part of this document may be reproduced, modified, or transmitted in any form by any means, nor may it be stored in a retrieval system other than for the purpose to act as an aid in operating the equipment to which the document relates, without the prior written permission of Eurotherm Limited.

Eurotherm Limited pursues a policy of continuous development and product improvement. The specifications in this document may therefore be changed without notice. The information in this document is given in good faith, but is intended for guidance only.

Eurotherm Limited will accept no responsibility for any losses arising from errors in this document.



invensys
Operations Management